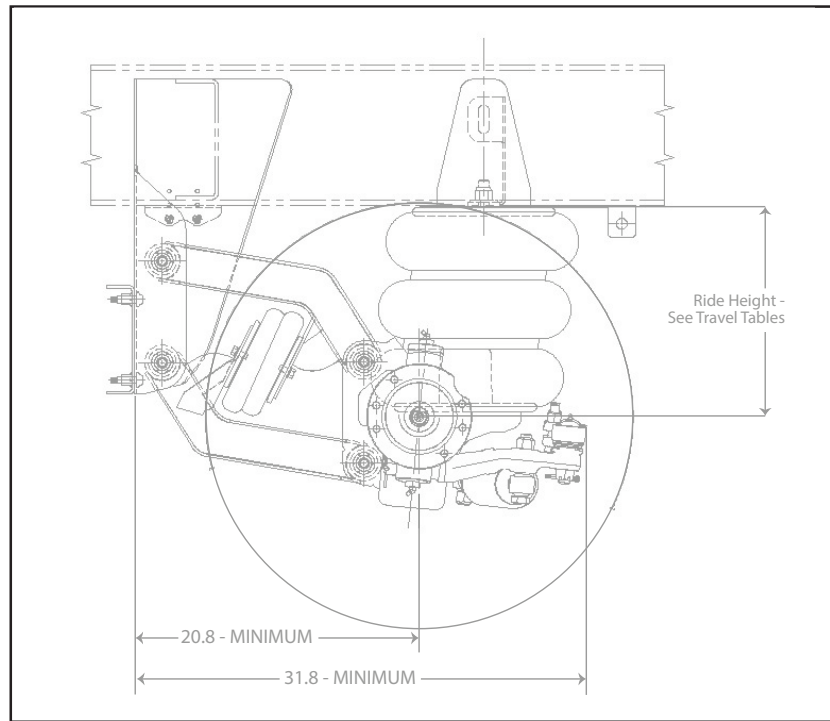



Compact Mounting Envelope



**RIDEWELL
SUSPENSIONS**

RSS-233 8K *Truck* Self-Steering Auxiliary Axle *Lightweight Without Sacrificing Durability*



RSS-233 8K
8,000 lb Capacity

TRAVEL TABLE (Mid-Mount)						
Ride Height	No Spacer		1" Spacer		2" Spacer	
	Up	Down	Up	Down	Up	Down
10.50	6.0	7.0	—	—	—	—
11.00	6.5	6.5	—	—	—	—
11.50	7.0	6.0	6.0	7.0	—	—
12.00	7.5	5.5	6.5	6.5	—	—
12.50	8.0	5.0	7.0	6.0	6.0	7.0
13.00	8.5	4.5	7.5	5.5	6.5	6.5
13.50	9.0	4.0	8.0	5.0	7.0	6.0
14.00	9.5	3.5	8.5	4.5	7.5	5.5
14.50	10.0	3.0	9.0	4.0	8.0	5.0
15.00	—	—	9.5	3.5	8.5	4.5
15.50	—	—	10.0	3.0	9.0	4.0
16.00	—	—	—	—	9.5	3.5
16.50	—	—	—	—	10.0	3.0

TRAVEL TABLE (High-Mount)						
Ride Height	No Spacer		1" Spacer		2" Spacer	
	Up	Down	Up	Down	Up	Down
13.50	6.0	7.0	—	—	—	—
14.00	6.5	6.5	—	—	—	—
14.50	7.0	6.0	6.0	7.0	—	—
15.00	7.5	5.5	6.5	6.5	—	—
15.50	8.0	5.0	7.0	6.0	6.0	7.0
16.00	8.5	4.5	7.5	5.5	6.5	6.5
16.50	9.0	4.0	8.0	5.0	7.0	6.0
17.00	9.5	3.5	8.5	4.5	7.5	5.5
17.50	10.0	3.0	9.0	4.0	8.0	5.0
18.00	—	—	9.5	3.5	8.5	4.5
18.50	—	—	10.0	3.0	9.0	4.0
19.00	—	—	—	—	9.5	3.5
19.50	—	—	—	—	10.0	3.0

Compact mounting envelope

Assembled with Huck® fasteners for reduced maintenance

13" total travel, maximum of 10" lift

Pre-plumbed air tank available

Lightweight

5 year limited warranty



P.O. Box 4586 ♦ Springfield, Missouri 65808
www.ridewellcorp.com ♦ 800.641.4122 ♦ Fax 417.833.4560

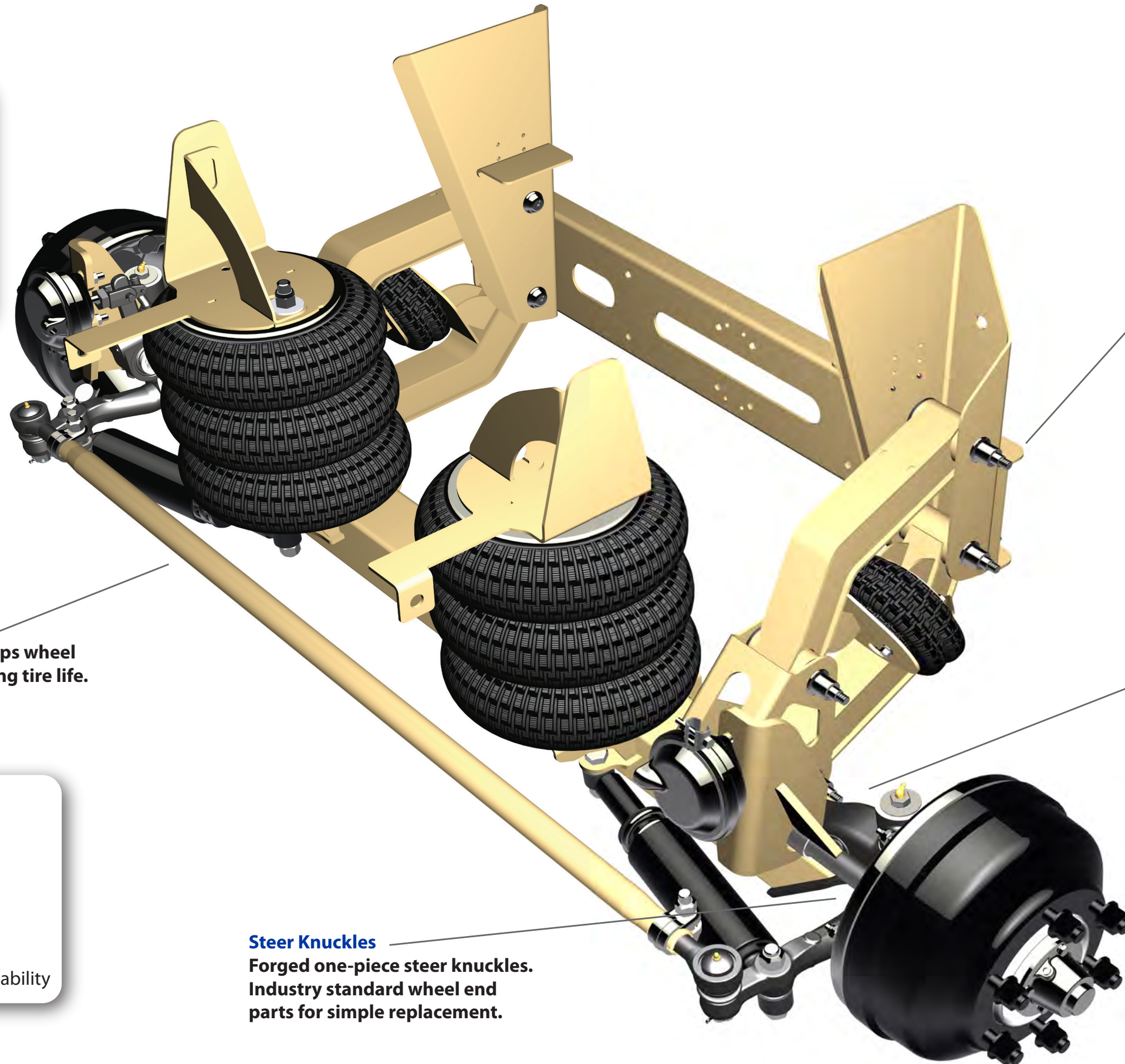


RSS-233 8K Auxiliary Steerable Lift Axle



Complies with FMVSS121 Brake Requirements

Optional Pre-Plumbed Air Tank
Simplifies and decreases installation time.



HuckBolts®
BobTail® HuckBolts® provide superior joint integrity and 10x the fatigue strength over conventional nuts and bolts.



Fully Cast Axle Ends
Durable design adds strength to the critical axle transition area.

Industry Standard Tie Rod
Traditional tie rod tube keeps wheel ends in alignment, extending tire life.

Wheel Ends
6-stud hub to accommodate 17.5" wheel and tire.

Steer Knuckles
Forged one-piece steer knuckles. Industry standard wheel end parts for simple replacement.

Additional Features:

- Kaiser™ kingpins available
- Suspension ships fully assembled
- 10.5" - 19.5" ride heights
- 31.2 degree wheel cut
- Offset control arms for improved lateral stability